

InfoTracks

Semitracks Monthly Newsletter

Thin Film Photovoltaics Technology

Solar power-- the clean, renewable energy source of the future-- is becoming more and more crucial to our economic and environmental welfare.

Read more, Page 3

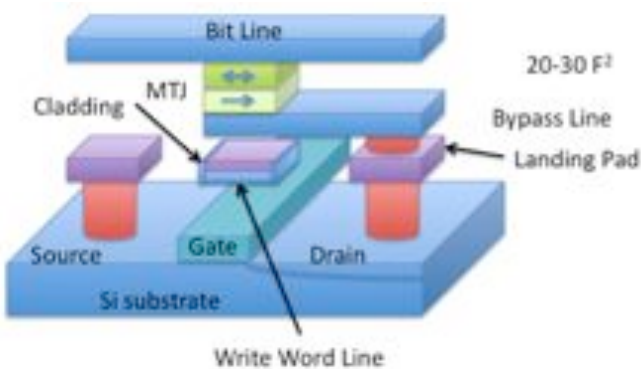


Future Memory Technologies – Part 4

By Christopher Henderson

This month we conclude our series of articles on the future of memory. The final future memory technology we will cover is based on spintronics or spin transport electronics. Another common term for this technology is magnetoelectronics. These devices are also sometimes referred to as MRAM, or Magnetoresistive Random Access Memory. MRAM has been in development since the 1990s, and several companies have introduced production devices. The basic memory cell is a dual stripe of anisotropic magnetoresistive (AMR) layers separated by a nonmagnetic spacer. AMR materials were also used in the read head of magnetic recording hard disk drives. AMR is a change in the resistance of ferromagnetic conductors depending on the angle between the magnetization and the current. The magnitude of this effect is only about 2% for the most common magnetostriction-free NiFe or NiFeCo alloys suitable for device applications. The simplest form of GMR or Giant Magnetoresistive films consist of two magnetic layers separated by a Cu spacer, and had a magnetoresistance ratio of 6% initially and later more than 10% with improvements. The image below shows a drawing of a typical MRAM cell.

Figure 1. Drawing depicting a Magnetoresistive RAM cell or MRAM cell.



Higher tunnel magneto resistance improved the read speeds to on the order of 10 nsec. Unfortunately, the current needed for MRAM devices increases as the dimensions decrease, limiting the usefulness of this type of device.

Continued on Page 2

In this Issue:

- Pages 1 & 2 Future Memory Technologies – Part 4
- Page 3 Ask the Experts: MTBF & MTTF
- Page 3 Upcoming Semicon Singapore 2011 Conference
- Page 3 Thin Film Photovoltaics Technology Spotlight
- Page 4 Online Training – Photovoltaics Material
- Page 4 Upcoming Courses



SEMITRACKS, INC.

Semiconductor, Microelectronics, Microsystems, and Nanotechnology Training

(continued)

Researchers working to address problems with MRAM technology discovered that it is possible to use an alternate quantum mechanical property in the magnetic tunnel junction by changing the magnetic orientation of the thin magnetic layer. Basically, charge carriers such as electrons have a quantum unit of angular momentum or spin. An electrical current is generally unpolarized, consisting of 50% spin-up and 50% spin-down electrons whereas a spin-polarized current contains more electrons with a particular spin state. Researchers have demonstrated that it is possible to transfer spin angular momentum to a small magnetic element through a spin-polarized current. Spin-transfer torque RAM or STT-RAM has the advantages of lower power consumption and better scalability compared to conventional MRAM. In particular, the write current scales down with size, whereas MRAM write current scales up as the size of the cell decreases. Today, Sony and Hitachi are working as a team to develop this technology and introduce commercial parts in the near future.

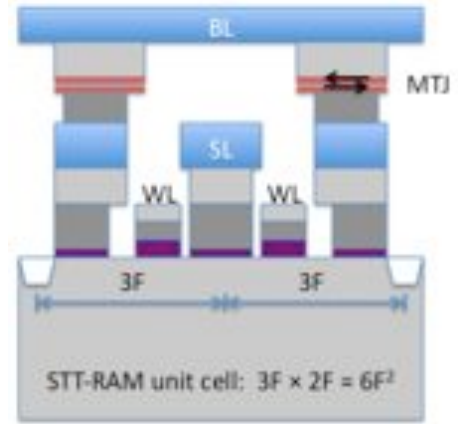


Figure 2. Cross-section of a Spin Transfer Torque (STT) RAM cell.

The graph below shows the scaling of current for both MRAM and Spin Transfer Torque RAM. Notice that the current scales down as the feature sizes decrease for STT-RAM. The opposite is true with regular MRAM.

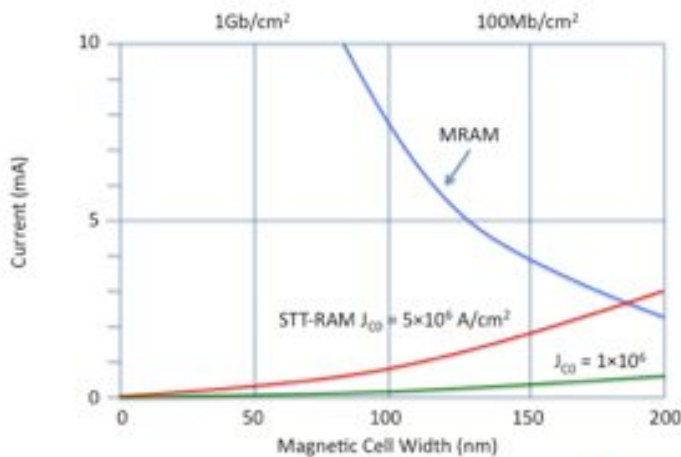


Figure 3. Current vs. cell width for MRAM and STT-RAM devices.

write power becomes worse as the devices scale down. Phase-change memory has low write power, but is somewhat limited in endurance. STT-RAM shows the most promise, but its development is still in its infancy, and the problems with write current have not been completely solved. Magnetic nanopillars is in its infancy, and is not shown on this table. Researchers and device manufacturers are likely to pursue these technologies for some time to determine which one will ultimately replace Flash as the reigning non-volatile memory.

Table 1. Comparison of Memory Technologies.

	SRAM	DRAM	Flash (NOR)	Flash (NAND)	FeRAM	MRAM	PRAM	STT-RAM
Non-volatile	No	No	Yes	Yes	Yes	Yes	Yes	Yes
Cell Size (F ²)	50-120	6-10	10	5	15-34	16-40	6-12	6-20
Read Time (ns)	1-100	30	10	50	20-80	3-20	20-50	2-20
Write/Erase Time (ns)	1-100	50/50	1µs/10ms	1ms/0.1ms	50/50	3-20	50/120	2-20
Endurance	10 ¹⁶	10 ¹⁶	10 ⁵	10 ⁵	10 ¹²	>10 ¹³	10 ¹⁰	>10 ¹³
Write power	Low	Low	Very high	Very high	Low	High	Low	Low
Other power consumption	Current leakage	Refresh current	None	None	None	None	None	None
High voltage required	No	2V	6-8V	16-20V	2-3V	3V	1.5-3V	<1.5V
	Existing products						Prototype	

Ask the Experts

Q: What is the difference between MTBF (Mean Time Between Failures) and MTTF (Mean Time To Failure)?



A: At first glance, the two terms seem to be the same, but there is a fundamental difference in how they are applied. MTTF assumes that the system is not repaired, so MTTF is basically the integral from 0 to infinity of the fraction of all failures for a given time with respect to time (add the equation). MTBF assumes the system can be repaired, and is repaired instantaneously. The equation for MTBF adds the time variable explicitly into the integral. Therefore, MTTF is a more appropriate variable for a system or component that cannot be repaired, like an IC, whereas MTBF is more appropriate for systems that can be repaired, like an automobile, or PCB.

*To post, read, or answer a question, [visit our forums](#).
We look forward to hearing from you!*

SEMICON[®]
Singapore 2011

May 11-13, 2011
Suntec, Singapore

Semitracks will be exhibiting at Semicon Singapore. The booth number is 010. Please stop by and see us and get the latest information on courses in Singapore and SE Asia.

Learn more about this conference at:
<http://www.semiconsingapore.org/>



Thin Film Photovoltaics Technology Spotlight

There are actually two major technology groups working on solar energy: silicon crystalline technology, and thin film technology. Since the 1980s, stunning breakthroughs in thin-film photovoltaic technology have made clean, light-generated electricity more feasible and economical. Many people believe that thin-film technologies might ultimately be the most cost-effective method to bring solar energy to the world on a large scale. As many companies rapidly introduce new technologies to harness solar power, tracking developments--let alone understanding them--can be daunting. Semitracks' one-day Thin Film Photovoltaics Technology course analyzes and distills the most important aspects of this complex technology.

Learn more at:

<http://www.semitracks.com/index.php/en/courses/public-courses/photovoltaics/thin-film-photovoltaics-technology>

Online Training Photovoltaics Material

If you are interested in the area of Photovoltaics, but aren't able to attend the upcoming courses; we encourage you to explore the option of our Online Training system.

Our online semiconductor training courses can be customized for your job function. The structure of the material allows you, the user, to learn when you have a few moments free, alleviating the need to carve a large block out of your schedule. Other disciplines allow you to cross-train for potential promotions or transfers or to simply do a better job in your current position. The material is always current and interactive, allowing you to learn the material easily. You can search our databases for answers to questions you might have or simply use it as a reference.

If you aren't quite ready to sign up for an account, please contact us at info@semitracks.com and we will create a temporary two-week account for you to try out our system.



Upcoming Courses

[Failure and Yield Analysis](#)

May 10-13, 2011 – Munich, Germany

[Semiconductor Reliability](#)

May 16-18, 2011 – Munich, Germany

[Thin Film Photovoltaics Technology](#)

May 23, 2011 – San Jose, CA, USA

[Photovoltaics Manufacturing and Troubleshooting](#)

May 24, 2011 – San Jose, CA, USA

[ESD Design and Technology](#)

May 24-26, 2011 – San Jose, CA, USA

Feedback

If you have a suggestion or a comment regarding our courses, online training, discussion forums, or reference materials, or if you wish to suggest a new course or location, please call us at 1-505-858-0454 or e-mail us at info@semitracks.com.

To submit questions to the Q&A section, inquire about an article, or suggest a topic you would like to see covered in the next newsletter, please contact Jeremy Henderson by email at jeremy.henderson@semitracks.com.

We are always looking for ways to enhance our courses and educational materials.

~

For more information on Semitracks online training or public courses, visit our website!

<http://www.semitracks.com>